



TECHNICAL DATASHEET

TAB POLAR S10H

ORDER INFORMATION

TAB ID
246600

Short Code
S10H

DIN Marking
60038 SMF

EAN Code
3838807038479

Quantity per EU/CNT pallet
36/60 pcs

TECHNOLOGY

Primary Function
Engine Start

Battery Technology
Flooded

Grid Type (pos/neg)
Expanded/Concasted

Grid Alloy (pos/neg)
Ca/Ca

Separator
PE

Electrolyte (g/cm³)
1,28

TECHNICAL INFORMATION

Voltage (V)
12

Capacity C20 (Ah)
100

CCA -18°C EN (A)
850

RC (min)
182

LxWxH (mm)
353x175x190

Total Weight (kg)
22.4

BOX DESIGN

Box Type
L5

Cover Type
SMF

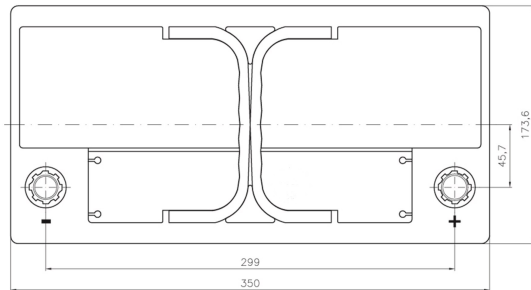
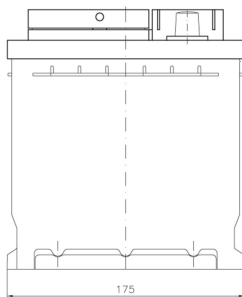
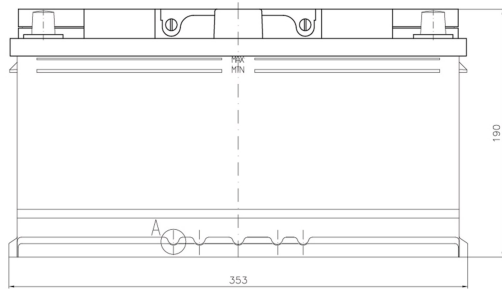
Colour
Black

Layout
0

BHD
B13

Terminal
1

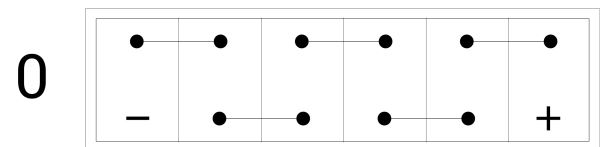
DRAWING



BHD



LAYOUT



TERMINAL



TECHNICAL DATASHEET

TAB POLAR S10H